



ET50 / ET55

ENTERPRISE TABLET

One Tablet.
Many Accessories.
Countless Applications.

Accessory Guide *For Internal Use Only*

© 2017 ZIH Corp. and/or its affiliates. All rights reserved






TABLE OF CONTENTS

Accessory Guide Instructions	3
Standard Features	4
Step 1: Configure the Tablet	5
Step 2: Increase Ruggedness	6
Step 3: Choose a Charging Method	7
Step 4: Select a Power Supply	12
Step 5: Choose a Data Capture Solution	14
Step 6: Select a Payment Option	15
Step 7: Consider the Stylus	16
Step 8: Select a Keyboard	17
Step 9: Pick a Tablet Mount	21
Step 10: Choose a Docking Solution	22
Step 11: Select a Carrying Solution	23



ACCESSORY GUIDE INSTRUCTIONS

With the versatility of the ET50 / ET55, there are as many sales opportunities as there are combinations of accessories and applications.

Use this guide to identify which accessories apply to your prospects' needs, draft estimates, and assemble a lineup that impresses potential clients. Step by step, you can select the options that best apply.



THE ET50 / ET55 SETS A NEW STANDARD IN VERSATILITY

Out of the box, the ET50 / ET55 means business with enterprise-grade standards and a range of convenient choices.

Operating System Flexibility	<ul style="list-style-type: none">• Windows 10 IoT Enterprise• Android™ 5.1 (Lollipop)<ul style="list-style-type: none">• With Google Mobile Services and Android for Work Leverage Google apps, like Gmail and Google's enterprise management tools, as well as Mobile Application Management (MAM) for Android• Without Google Mobile Services and Android for Work Ideal for those who prefer a closed system and no forced updates or Google user accounts
Two Display Sizes	<ul style="list-style-type: none">• 8.3 in. screen / 9 in. W x 5.9 in. H x 0.5 in. D• 10.1 in. screen / 10.6 in. x 7.1 in. H x 0.5 in. D
A Choice of Connectivity	<ul style="list-style-type: none">• The ET50 offers robust WLAN Connectivity (IEEE 802.11 a/b/g/n for Windows and 802.11 a/b/g/n/ac/d/h/l for Android) with dual and 2x2 MIMO for high performance• The ET55 combines WAN and the fastest cellular data -- 4G global LTE -- for outside the four walls. Plus, it supports HSPA+ and EVDO
Light in Weight for Maximum Comfort	<ul style="list-style-type: none">• 8.3 in.: 1.2 lbs. / 555 g• 10.1 in.: 1.55 lbs. / 750 g
Best-in-Class Memory	4GB RAM; 64GB Flash for Windows and 2GB RAM/ 32GB Flash for Android Plus a user accessible microSDXC card slot that supports up to 2TB
Highest Performing INTEL Quad Core Processor	Provides a premium platform to simultaneously run multiple demanding applications with ease
Integrated, User-Removable Battery	8.3 in. has 5900 mAh and the 10.1 in. has 8700 mAh
Enterprise Durability	Standard: 3.28 ft./1m drop to concrete without rugged frame With optional rugged frame: 5.9 ft./1.8 m to concrete per MIL-STD-810G

STEP 1: Configure the Tablet



Start by considering your prospects' industry and needs. Then, choose the connectivity, display size and operating system best suited for them.

Vertical	Tablet	Connectivity	Display Size	OS
Retail Manufacturing Transportation and Logistics	ET50	Wi-Fi™ WLAN ideal for inside the four walls	8.3"	Android
				Windows 10
			10.1"	Android
				Windows 10
Field Warehouse	ET55	WAN and 4G LTE ideal for outside the four walls	8.3"	Android
				Windows 10
			10.1"	Android
				Windows 10

STEP 2:

Increase Ruggedness

Double your durability from the standard.

Rugged Frame with Rugged I/O Connector



SG-ET5X-8RCSE1-02
for the 8.3" tablet

SG-ET5X-10RCSE1-01
for the 10.1" tablet

- Withstands 5.9 foot (1.8m) drops onto concrete
- Replaces standard I/O connector and dust cover with rugged contact pad connectors
- Compatible with devices having Expansion Backs attached
- Includes screw points on back to attach optional D-Clips for a Handle or Shoulder Strap



Complementary Accessories



- **Replacement Rugged I/O Connector** acts as a spare or replacement (SG-ET5X-RGIO1-01)



- **Rugged Charge Connector/ Charge Dongle** connects to charge contacts on bottom of tablet (CHG-ET5X-CBL1-01)
 - Requires Power Supply (PWR-BGA12V50W0WW and CBL-DC-388A1-01) and country specific AC Line Cord



- **Screen Protector for Tablet** (with and without Rugged Frame) safeguards against hazing, scratching and cracking

For 8.3" Tablet

- KT-ET5X-8SCRN1-01 (without Rugged Frame installed)
- KT-ET5X-8SCRN1-02 (with Rugged Frame installed)

For 10.1" Tablet

- KT-ET5X-10SCRN1-01 (without Rugged Frame installed)
- KT-ET5X-10SCRN1-02 (with Rugged Frame installed)

STEP 3:

Select a Charging Method

Choose from four options. This one is designed to charge a single tablet.

Option 1

Single Slot Charge-Only Dock / Cradle



CRD-ET5X-1SCG1

- Compatible with either size tablet
- Can be used with or without Rugged Frame
- Note: It does NOT charge spare battery

Requires:

- Power Supply (PWR- BGA12V50W0WW and CBL-DC-388A1-01)
- Country specific AC Line Cord



Complementary Accessories



CHG-ET5X-CBL1-01

Rugged Charge Connector /
Charge Dongle

- Connects to charge contacts on the bottom of the ET50 / ET55

STEP 3: Select a Charging Method



This charging station powers a single tablet and comes with additional communication features – one port for HDMI, another for Ethernet and three for USB 3.0.

Option 2

Single Slot Communication Dock/Cradle



Standard Connector
CRD-ET5X-1SCOM1



Rugged Connector
CRD-ET5X-1SCOM1R

- **Note:** These do not charge the spare battery. Nor are they compatible with the Rugged Frame with Rugged I/O port
- **Both models require:**
 - Power Supply (PWR- BGA12V50W0WW and CBL- DC-388A1-01)
 - Country specific AC Line Cord
- For the Single Slot Communication Dock with the Rugged Connector, the ET50 / ET55 must use a Rugged Frame with Rugged I/O connector (SG-ET5X-8RCSE1-02 or SG-ET5X-10RCSE1-01)

STEP 3:

Select a Charging Method

This Charging Cradle is made to power up to four tablets simultaneously for time saving.

Option 3

Four-Slot Charge-Only ShareCradle



CRD-ET5X-SE4C01-01

- **Note:** This does NOT charge the spare battery
- Compatible with tablets of either size, with or without a Rugged Frame
- **Requires the following power supply:**
 - **DC Line Cord** (CBL-DC-382A1- 01) and Power Supply (PWR-BGA12V108W0WW)
 - Country specific AC Line Cord



Complementary Accessories



- **Internal Replacement Battery**
 - 8.3" tablet:
BTRY-ET5X-8IN1-1
 - 10.1" tablet:
BTRY-ET5X-10IN1-1



- **Multi-Slot ShareCradle Mounting Bracket**
BRKT-SCRD-SMRK-01
 - Allows for rack and wall mounting of all Multi-slot ShareCradles

STEP 3:

Select a Charging Method

When 24x7 power is a must, these are your solutions.

Option 4

Four-Slot PowerPack Battery Charger



SAC-ET5X-4PPK1-01

- Can be used as a standalone or mounted on the ShareCradle system. Requires its own power supply.
- **Requires the following power supply:**
 - PWR-BGA12V50W0WW and CBLDC-388A1-01
 - Country specific AC Line Cord



PowerPack Battery for Expansion Back (6800 mAh)



BTRY-ET5X-PRPK1-01

- Designed for use with optional Expansion Back
- Hot swappable enables 24x7 usage
- Rapidly charges the tablet's internal, main battery
- Requires an Expansion Back attachment (see bulleted list of Expansion Backs on next page)

STEP 3: Select a Charging Method



Option 4 (Continued)

Expansion Back Options for the PowerPack Battery



Expansion Back with Rotating Hand Strap

ZBK-ET5X-8RH1-01 (8.3" tablet) / ZBK-ET5X-10RH1-01 (10.1" tablet)



SE4710 Scanner Expansion Back with Rotating Hand Strap for Windows OS

ZBK-ET5X-8SCN1-01 (8.3" tablet) / ZBK-ET5X-10SCN1-01 (10.1" tablet)



SE4750 Scanner Expansion Back with Rotating Hand Strap for Windows OS

ZBK-ET5X-8SCN5-01 (8.3" tablet) / ZBK-ET5X-10SCN5-01 (10.1" tablet)




SE4750 Scanner Expansion Back with Rotating Hand Strap for Android OS

ZBK-ET5X-8SCN5-02 (8.3" tablet) / ZBK-ET5X-10SCN5-02 (10.1" tablet)

Complementary Accessories



- MicroUSB Cable for Charging (Windows) or Charging / Communication (Android)



- Multi-Slot ShareCradle Mounting Bracket
BRKT-SCRD-SMRK-01
 - Allows for rack and wall mounting of up to four 4-slot PowerPack Battery Chargers

STEP 4:

Select a Power Supply

Use this as a cross-reference to verify that your cradles have the required power supplies.

Power Supplies



For Single-Slot Cradle, Rugged Charge Connector / Charge Dongle and 4-slot battery charger

- PWR-BGA12V50W0WW
- Country specific AC Line Cord sold separately



For Multi-Slot ShareCradles 100-240 VAC, 12V, 9A, 108W

- PWR-BGA12V108W0WW
- Provides US DOE Level VI compliance for power efficiency
- Replaces PWRS-14000-241R
- Country specific AC Line Cord sold separately



DC Power Cords



For Single-Slot Cradle, Rugged Charge Connector/Charge Dongle, and 4-Slot Battery Charger

- CBL-DC-388A1-01
- Use with Power Supply PWR-BGA12V50W0WW
- Cable length is 1.8 meters



For Multi-Slot ShareCradles

- CBL-DC-382A1-01
- Used with Power Supply PWR-BGA12V108W0WW

AC Line Cord



AC Line Cord (See PPT Notes)

STEP 4: Additional Power Accessories



Use this as a cross-reference to verify that your cradles have the required power supplies.



Main Replacement Battery that is internal to the tablets

- BTRY-ET5X-8IN1-1
(for the 8.3" tablet)
- BTRY-ET5X-10IN1-1
(for the 10.1" tablet)



Main Replacement Battery / Internal Door

- KT-ET5X-8BTDR1-01
(for the 8.3" tablet)
- KT-ET5X-10BTDR1-01
(for the 10.1" tablet)



STEP 5: Choose a Data Capture Solution



Offer first time, every time capture of virtually any type of data. Our advanced imaging engines scan 1D / 2D barcodes farther and faster, even if they're damaged, dirty, or poorly printed.



SE4710 Scanner Expansion Back with Rotating Hand Strap - for Windows OS

- ZBK-ET5X-8SCN1-01 (for 8" tablet)
- ZBK-ET5X-10SCN1-01 (for 10" tablet)



SE4750 Scanner Expansion Back with Rotating Hand Strap - for Windows OS

- ZBK-ET5X-8SCN5-01 (for 8" tablet)
- ZBK-ET5X-10SCN5-01 (for 10" tablet)



SE4750 Scanner Expansion Back with Rotating Hand Strap - for Android OS

- ZBK-ET5X-8SCN5-02 (for 8" tablet)
- ZBK-ET5X-10SCN5-02 (for 10" tablet)



STEP 6: Select a Payment Option



Help customers capture more sales on the spot with these third-party mobile POS solutions. For more information, visit <http://www.armoractive.com/Zebra>.

THIRD-PARTY POS SOLUTIONS



AmorActive's payment accessory (for 8.3" tablet)

An Expansion Back that supports docking and charging of mobile payment terminals, such as:

- Ingenico iCMP
- Verifone e355
- Miura M010
- PAX D180
- ICP Chronos
- Compatible with rugged frame and cradles



AmorActive's payment accessory (for 8.3" tablet)

- AmorActive's MSR and SCR accessory, provides a solution for reading magnetic stripes and SmartCards
- MSR reader supports payment transaction via an encrypted head. Non-encrypted usage for magnetic stripe card reading – e.g. loyalty cards, identification cards, etc.
- SCR reader supports all major SmartCard ICs and technologies in just one device and enables security applications on the go
- Compatible with rugged frame and cradles

STEP 7: Consider a Stylus



Enhance the industry-leading touch panel with a convenient stylus that works even when the screen is wet. Workers can capture legible signatures, annotate a photo or electronic document, take notes or create a sketch.



Active Stylus

Both use a AAA battery and support 256 levels of pressure detection.

- Only for 10.1" Windows tablets: KT-ET5X-ASTY1-01
- Only for Android tablets (either size): KT-ET5X-ASTY2-01



Coiled Tether for Active Stylus

Keep the stylus handy with this coiled tether.

- SG-ET5X-SLTETR-01



STEP 8: Select a Keyboard



Help workers get the job done with our choice of keyboards. All connect to the USB port of the ET50 / ET55 and require a Gamber-Johnson Keyboard Tray (7160-0799):

- Tilts down 10-degrees for working or 90-degrees vertically when stowed
- Maximum corrosion resistant



Small Keyboard

1616314 (English) | 1616315 (French)

- 86 keys, including F1-F10
- Includes mouse joystick
- IP65 sealing
- Keys are NOT backlit



iKeyboard, English

9010376

- Has 12 function keys with 86 functionalities
- Backlit keys
- Sealed against elements and unwanted spills



iKey Keyboard, 101 key

SLK-101-M-USB-3F

- 101 backlit keys
- 10-key numeric pad
- 12 function keys



iKey Color Keyboard

9010377

- Has eight function keys with 72 functionalities
- Backlit keys

STEP 9: Pick a Mounting Solution

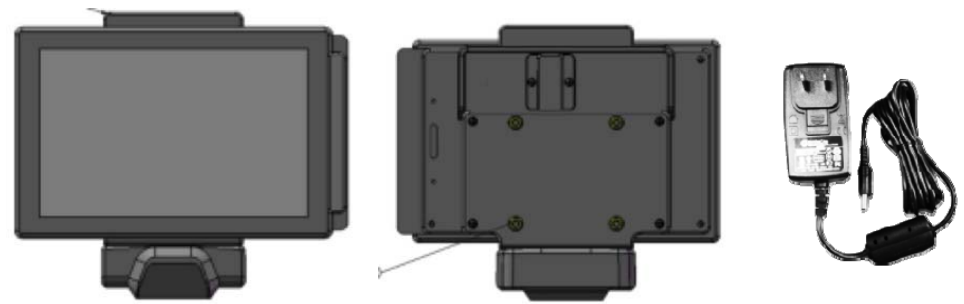


ZEBRA MOUNTING SOLUTIONS

8.3" Wall-mounted Kiosk

ET50NE-W22E-MT01


- May require a CPR (a custom product request for features that do not exist in the general release)
- **Includes:**
 - 8.3" ET50 Windows 10 tablet
 - Wall mount enclosure
 - Integrated downward-facing SE3307 scanner
 - Power supply
- **Note:** the micro-USB and USB-A ports are blocked by wall mount enclosure



STEP 9: Pick a Mounting Solution



THIRD-PARTY VEHICLE SOLUTIONS




Gamber-Johnson Rugged Mounting Cradle

- Port replications for Ethernet RJ45, USB, HDMI, and power input
- Key lockable, VESA 75mm mounting pattern, clamps secure the tablet
- Will only work with Rugged Frame tablets
- Compatible with accessories like Expansion Back with Scanner and optional PowerPack Battery
- Keyboard mount offered to support iKey Keyboards
- For their complete catalog, visit <http://www.gamberjohnson.com/products/docking-stations-cradles/zebra>.



For the 8.3" tablet

- 7160-0788-00
- With power and full port replication



For the 10.1" tablet

- 7160-0773-00 offers power and full-port replication
- 7160-0818-04 provides power only
- 7160-0818-00 is unpowered



To Power Cradle:

- Via vehicle: third-party Lind power supply, available from Gamber Johnson for 12-32 VDC, 20-60 VDC, or cigarette lighter adapter.
- Via wall outlet: Power Supply (PWR- BGA12V50W0WW and CBL- DC-388A1-01) and AC Line Cord (23844-00-00R)

STEP 9: Pick a Mounting Solution



THIRD-PARTY VEHICLE SOLUTIONS



ProClip Mounting Cradle

- Designed and offered through ProClip channels (not a Zebra catalog part). You can locate the listing at <http://www.proclipusa.com/tablet-holders/device/zebra.cmsv>
- Compatible with 8.3" and 10.1" tablets
- Available in charge and mount-only options
- Supports a key lock option
- Available with or without Rugged Frame
- Available with or without Expansion Back
- Wall, cigarette lighter or hard-wired, vehicle power (12v -48v) supply options
- ProClip Heavy and Super Duty Pedestal ready
- Integrated USB port option – single port for printer, keyboards, mouse, or scanner
- Keyboard mount support for most common keyboards (iKey) also available



Complementary Accessories

ProClip Tough Sleeve Case with Integrated Power Connector

- Acts as a protective sleeve with a built-in shock-absorbing design that eliminates the need for an extra case
- Rugged and custom-machined ABS sleeves completely encapsulate and protect the tablet while simultaneously providing power
- Includes a quick release sliding power block on the back, allowing it to be easily removed from the vehicle numerous times per day.
- Not compatible with Rugged Frame or any Expansion Back accessory

STEP 9: Pick a Mounting Solution



ACCESSORIES FOR VEHICLE SOLUTIONS



Third-Party Keyboard Mounting Tray for Forklift Cradle

- Gamber Johnson (3rd party) 7160-0799



For cradles with full port replication:

- ET5X must use Rugged Frame w/Rugged I/O connector (SG- ET5X 8RCSE1-01 or SG-ET5X- 10RCSE1-01)

For un-powered or power-only cradles:

- ET5X must use Rugged Frame with Standard connector (SG- ET5X-8CSE1-01 / SG-ET5X- 10CSE1-01)
- Rugged Frame with rugged I/O connector (SG-ET5X-8RCSE1- 01 / SG-ET5X-10RCSE1-01)



STEP 10: Choose a Docking Solution



THIRD-PARTY SOLUTION

The AmorActive Enterprise Tablet Pro™ converts the tablet into a kiosk, ideal for retail applications.



10" Tablet Frame and Enterprise Dock

- Compatible with either the 8.3" or the 10.1" tablet
- Eliminate the challenges of tablet deployment
 - Fully integrate a secure and connected kiosk system
 - Maintain the mobility, simplicity and ease of a tablet
- Offers multiple orientations — portrait to landscape, tilt and swivel
- More information can be found at:
<http://www.armoractive.com/Zebra/ETP10.com>



8" Tablet Adapter and Enterprise Dock

- Easy Release RFID Card Locking technology offers added flexibility (auto-lock, quick release and status indicator LED)
- Complete Integration (Ethernet, USB, HDMI, optional accessory integration)
- The ETP for the 8.3" has all the same features as the 10.1" (security, integration, RFID release, etc) however 8.3" uses an enterprise adapter providing easy access to the expansion back.
- More information can be found at:
<http://www.armoractive.com/Zebra/ETP8.com>



STEP 11: Choose a Carrying Solution



With so many ways to carry the ET50 / ET55, all-day comfort and usability are guaranteed.



Expansion Back with Rotating Hand Strap

(No data capture solution included)

- ZBK-ET5X-8RH1-01 (for the 8.3" tablet)
- ZBK-ET5X-10RH1-01 (for the 10.1" tablet)
- 360-degree rotatable handstrap that mounts on the back of the tablet



Operations Case

- SG-ET5X-8HLST-01 (for the 8.3" tablet)
- SG-ET5X-10HLST-01 (for the 10.1" tablet)
- Allows tablet to be carried in three convenient ways
- Made of leatherette material
- Supports tablet without a Rugged Frame
- Comes with a pen loop for the stylus



STEP 11:

Choose a Carrying Solution

With so many ways to carry the ET50 / ET55, all-day comfort and usability are guaranteed.



Breakaway Shoulder Strap

- SG-ET5X-SHDRSTP-01
- Used with Operations Case or Rugged Frame with D-Clips
- Has points near the clip that break when pulled as a safety feature



Handle Strap

- SG-ET5X-HNDSTP-01
- Can be used with Rugged Frames or Operations Case



Universal Shoulder Strap / Cross Body Strap

- 58-40000-007R



Complementary Accessories



D-clips for Rugged Frame

- SG-ET5X-DCLIP-01



Replacement Rotating Hand Strap for Expansion Back

- SG-ET5X-RHTP1-01

Additional Holster Options | Visit www.ultimacase.com to explore options from Agora/Ultima